

SCHEDA TECNICA
DATA SHEET

Giotto

SOFA



FINITURE DISPONIBILI | AVAILABLE FINISHES

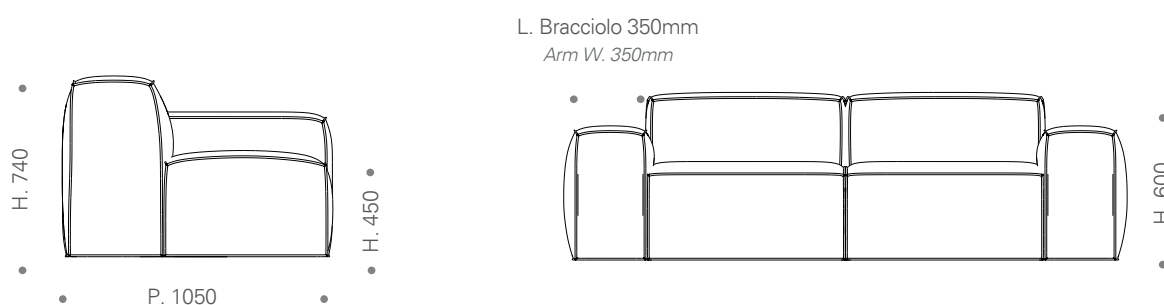
TES TESSUTO | FABRIC

- Categoria A | A Category - Iride, Holly
- Categoria B | B Category - Lilia, Carol, Mughetto
- Categoria C | C Category - Adda, Romeo, Loren, Bootes, Lattea
- Categoria D | D Category - Terra, Cigno, Lira, Opium, Merida, Nadir, Sile, Cassia
- Categoria E | E Category - Alma, Tevere, Cortina

PEL PELLE | LEATHER

- Categoria P01 | P01 Category - Chloè
- Categoria P02 | P02 Category - Lucy, Daisy
- Categoria P03 | P03 Category - Emily

DIMENSIONI | DIMENSIONS



SPECIFICHE TECNICHE | TECHNICAL DATA

STRUTTURA | STRUCTURE

La struttura è in legno massello multistrato con parti di finissima fibra di legno MDF e agglomerato. Cinghie elastiche compongono il molleggio della seduta. L'imbottitura della scocca è in poliuretano espanso a densità 35 a cellula aperta e ovatta poliestere. Il rivestimento è disponibile in tessuto tecnico non sfoderabile oppure in pelle, con la possibilità di personalizzare la colorazione. Giotto si presenta con una cuscinatura dalle linee ben definite e sinuose, volumi ampi e morbidi e preziosi dettagli che ne esaltano la linea sartoriale. Eleganti cuciture a vista a forma d'arco sono presenti sul bracciolo e sulla trapuntatura delle sedute, creano movimento e sono emblema del lavoro artigianale.

The frame is made of multilayer solid wood with parts of fine MDF and agglomerate. Elastic straps make up the springing of the seat. The upholstery of the shell is made of 35-density open-cell polyurethane foam and polyester wadding. Upholstery is available in non-removable technical fabric or leather, with the possibility of customising the colour. Giotto features a cushioning with well-defined and sinuous lines, large and soft volumes, and precious details that enhance the sartorial line. Elegant arch-shaped visible stitching is present on the armrest and on the quilting of the seats, creating movement and emblematic of craftsmanship.



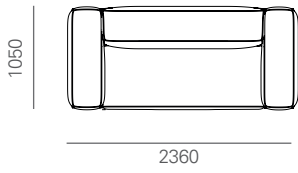
COMFORT | COMFORT

La caratteristica principale del divano Giotto risiede nelle sue dimensioni generose, sia in termini di profondità che di larghezza. Tutti gli elementi presentano infatti linee tondeggianti, cuciture a vista e grandi dimensioni, dalla seduta al bracciolo di L. 350 mm.

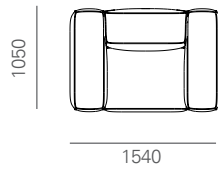
The main characteristic of the Giotto sofa lies in its generous dimensions, both in terms of depth and width. In fact, all elements feature rounded lines, visible stitching and large dimensions, from the seat to the armrest of 350 mm in width.

SINOTTICO ELEMENTI | SYNOPTICAL ELEMENTS

DIVANI | SOFA

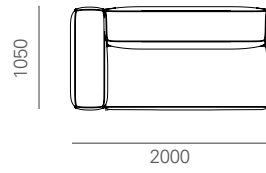


- Divano 2 posti
- 2 seat sofa

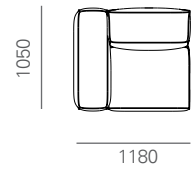


- Poltrona Max
- Max armchair

MODULI 1 BR | 1 ARM MODULS

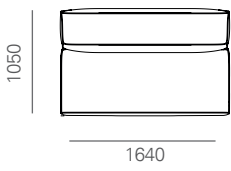


- Divano 2 posti 1br
- 2 seat sofa 1 arm

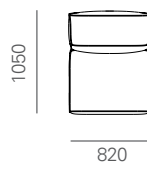


- Poltrona Max 1 br
- Max armchair 1 arm

MODULI SBR | NO ARMS MODULS

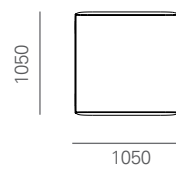


- Divano 2 posti sbr
- 2 seat sofa no arms

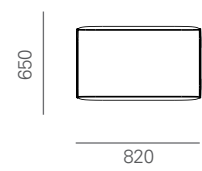


- Poltrona Max sbr
- Max armchair no arms

POUF | POUFS

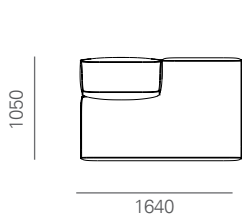


- Pouf Quadro
- Quadro Pouf

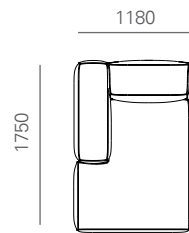


- Pouf rettangolo
- Rectangular pouf

MODULI SPECIALI | SPECIA MODULS

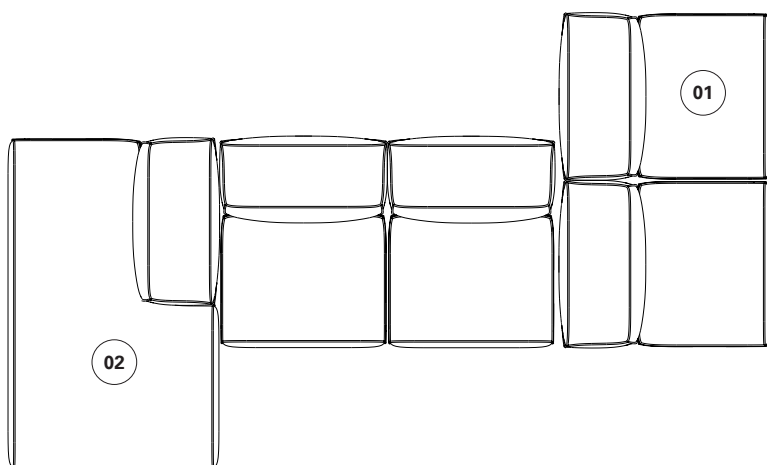


- Dormeuse
- Dormeuse



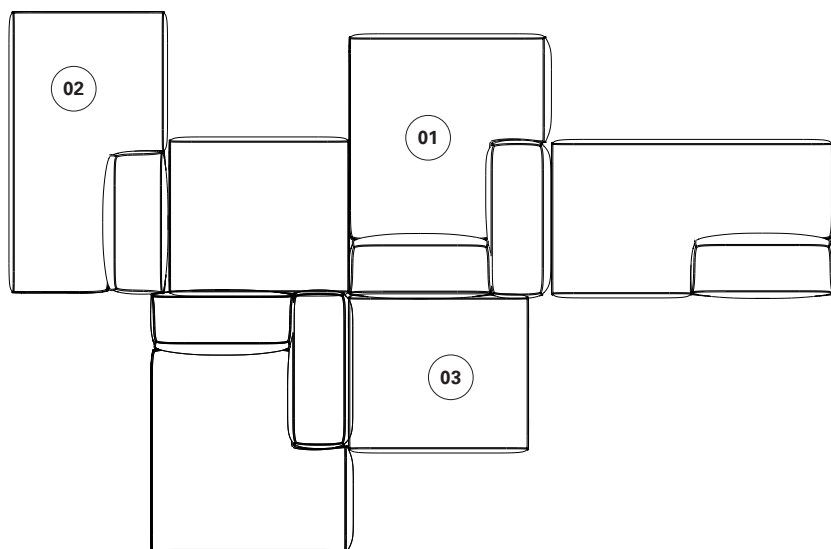
- Chaise Longue
- Chaise Longue

ESEMPI DI COMPONIBILITÀ | CONFIGURATION EXAMPLE



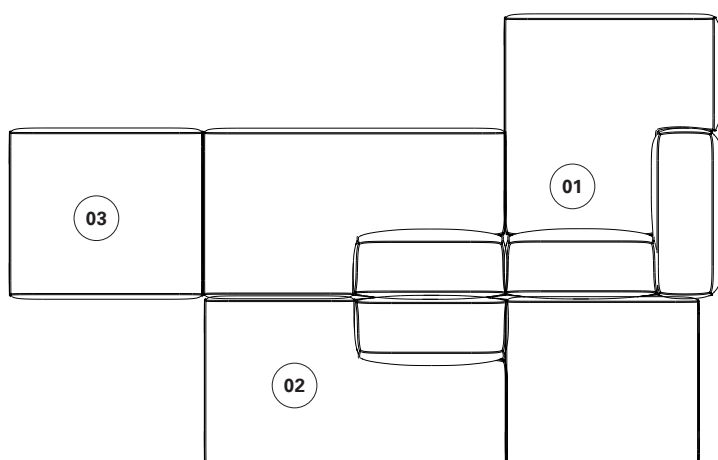
Configurazione A
— A configuration

- 01. Poltrona Maxi sbr
Maxi armchair no arms
- 02. Dormeuse
Dormeuse



Configurazione B
— B configuration

- 01. Chaise Longue
Chaise Longue
- 02. Dormeuse
Dormeuse
- 03. Pouf Quadro
Quadro Pouf



Configurazione C
— C configuration

- 01. Chaise Longue
Chaise Longue
- 02. Dormeuse
Dormeuse
- 03. Pouf Quadro
Quadro Pouf

KICO SRL

Via dell'industria 64032
Casoli di Atri - Teramo - ITALY

TEL +39 085.94 63 052
TEL +39 085.94 63 405
EMAIL info@kico.it
FAX +39 085.79 92 060

www.kico.it

Follow us on Instagram, Facebook,
Linkedin and Pinterest